

FLEXBASE™

MODULAR, SCALABLE ASSEMBLY CELLS



TOOLINGTECH GROUP

INTRODUCING A BETTER WAY TO MAKE ALMOST ANYTHING

FLEXBASE™

MODULAR ASSEMBLY CELLS THAT ARE READY TO PRODUCE YOUR PRODUCTS

If your automation process includes forming, joining, assembly and/or inspecting, we have a FLEXBASE solution that can adapt to and enhance how you produce your products.

All manufacturers are challenged with reducing cost and time to launch while continually maintaining product quality. These issues can be addressed by replacing repetitive manual operations with the FLEXBASE modular automated work cell. These flexible and scalable systems are designed to easily integrate robotics, vision, lasers or other technologies to drive reliability, repeatability and affordability into your operations. Available in a our standard 4-ft or 6-ft base (or sized for your needs). FLEXBASE can be configured as a standalone, automated workstation or linked together via integrated conveyors to quickly create a complete robotic assembly line.

All FLEXBASE units are built on a common base platform so they are easily connected to form an assembly line with over/under conveyor configuration for pallet recirculation. Additionally, custom stations can be integrated for specialized technologies and specific client needs such as fluid dispensing or wave soldering ovens.



Fully integrated Allen-Bradley controls are adaptable to a variety of automated operations.



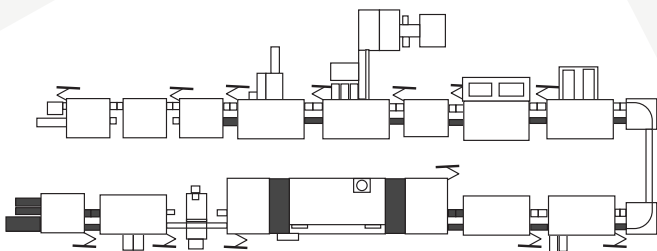
Upper and lower Quickdraw® Conveyor with stop stations that can include barcode readers and machine vision.



Standard FLEXBASE systems are very compact at 40" deep and either 48" or 72" wide.



Connect units and integrate other machines to quickly build a comprehensive production line for virtually any product.





What comes with the standard FLEXBASE?

Each FLEXBASE comes with fully integrated vision and controls that adapt to a variety of robot and tooling options, which are easily retooled for product changes. And, FLEXBASE is a clean room ISO 8 compliant solution.

Machine Base

- Fully Welded Steel Frame
- Powder Coated to Customer's Specifications
- Leveling Feet
- Powder Coated Skins on Right Hand and Left Hand Sides

Guarding

- Extruded Guarding Frame
- Removable Lexan Panels on Top and Sides
- Lexan Doors in Front and Rear with Hinges and Handles
- Interlocked Door Safety Switches on Doors
- Mounting Bracket with Stack Light
- Banner LED Lighting for Work Area

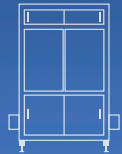
Controls

- Allen Bradley Compact GuardLogix® 5380 Safety Controller
- Allen Bradley 1734 Point IO Adapter
- Allen Bradley includes Safety and Non-Safety IO modules
- Control Panel with 30-Amp Disconnect Switch
- Circuit Protection
- 24 VDC Power Supply
- Safety Circuit
- Programming Port
- 8 Port Managed Ethernet Switch
- 24 Port POE+ enabled Ethernet Switch
- (3) Station Pushbutton Box
- (1) PB Station with E-stop (x2)
- (2) POE Web Cameras (for remote/external monitoring only)
- (3) Segment LED Light Stack with Horn (IO-Link Enabled)
- UPS for 208/240VAC Input to 120-208/240 VAC Output
- Industrial Computer with Touchscreen
- IFM IO-Link Master
- SMC Ethernet/IP 8 Station Valve Bank

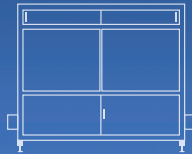
Standard Options

- (1) Cognex DMR-262S-0542-P Barcode Reader at Pre-stop
- Mounting for Webcams
- Upper and lower Quickdraw conveyor
- (1) Pre-stop, (1) Stop and (1) Downstream Blocked Sensor on the Upper Conveyor
- (1) Stop and (1) Downstream Blocked Sensor on the Lower Conveyor
- Light Curtains in lieu of Guard Doors
- No Guarding (manual workstation)
- Web Cameras
- Belt Conveyors
- Lift and Locates for Precise Part Location

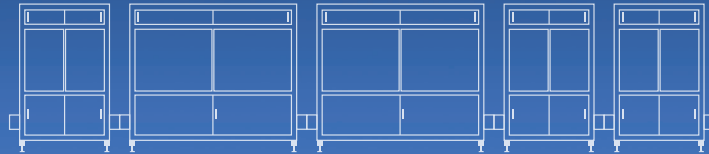
If your automation process includes forming, joining, assembly and/or inspecting, we have a FLEXBASE solution that can adapt to and enhance how you produce your products.



4' Single



6' Single



Connect a series of units to create your assembly line.



TOOLINGTECH GROUP

T: (586) 580-4048 • www.toolingtechgroup.com